



# FIRE ESCAPE ENGINEERS

A MEMBER OF THE FIRE ESCAPE SERVICES NETWORK

## PRE-LOAD TEST EVALUATION RESULTS

### PASSED PENDING LOAD TEST

Ready for Load Test



PERFORMED AT: **D**  
side  
**4040 Palm Dr Santa Clara CA**

AUTHORITY HAVING JURISDICTION:  
**STEPHANIE BARNES**

INSPECTION DATE **May 8 2025**  
REPORT DATE **May 13 2025**  
REPORT EXPIRES **June 13 2025**

PREPARED BY:  
**FIRE ESCAPE ENGINEERS**

NOT to be used as a Construction Control Document unless noted and Formal Repair Report attached.

This document expires 30 days from date of delivery to owner/agent via email or mail unless Design Professional or Other are retained for Engineer Oversight in writing.




# PRE-LOAD TEST INITIAL EVALUATION PASS/FAIL REPORT

**D** 4040 Palm Dr Santa Clara CA  
side

May 08 2025  
Site Inspection Date

pg 2



Overall Structural	Overall Paint	Supports/ Cement	Grating/ Platforms	Rails	Stringers	Treads	Cantilever/ Balanced L	Fixed Ladder	Cement Pads & Footings	Catwalk	
<input type="checkbox"/> Life Safety (LS)	<input type="checkbox"/>	<input type="checkbox"/>	<input type="checkbox"/>	<input type="checkbox"/>	<input type="checkbox"/>	<input type="checkbox"/>	<input type="checkbox"/>	<input type="checkbox"/>	<input type="checkbox"/>	<input type="checkbox"/>	
<input type="checkbox"/> Imminent Safety Hazard (ISH)	<input type="checkbox"/>	<input type="checkbox"/>	<input type="checkbox"/>	<input type="checkbox"/>	<input type="checkbox"/>	<input type="checkbox"/>	<input type="checkbox"/>	<input type="checkbox"/>	<input type="checkbox"/>	<input type="checkbox"/>	
<input type="checkbox"/> Missing	<input type="checkbox"/>	<input type="checkbox"/>	<input type="checkbox"/>	<input type="checkbox"/>	<input type="checkbox"/>	<input type="checkbox"/>	<input type="checkbox"/>	<input type="checkbox"/>	<input type="checkbox"/>	<input type="checkbox"/>	
<input type="checkbox"/> PreExisting NonConforming (PENC)	<input type="checkbox"/>	<input type="checkbox"/>	<input type="checkbox"/>	<input type="checkbox"/>	<input type="checkbox"/>	<input type="checkbox"/>	<input type="checkbox"/>	<input type="checkbox"/>	<input type="checkbox"/>	<input type="checkbox"/>	
<input type="checkbox"/> Poor/Fail	<input type="checkbox"/>	<input type="checkbox"/>	<input type="checkbox"/>	<input type="checkbox"/>	<input type="checkbox"/>	<input type="checkbox"/>	<input type="checkbox"/>	<input type="checkbox"/>	<input type="checkbox"/>	<input type="checkbox"/>	
<input checked="" type="checkbox"/> PASS other evidence of strength	<input checked="" type="checkbox"/>	<input checked="" type="checkbox"/>	<input checked="" type="checkbox"/>	<input checked="" type="checkbox"/>	<input checked="" type="checkbox"/>	<input checked="" type="checkbox"/>	<input type="checkbox"/>	<input checked="" type="checkbox"/>	<input type="checkbox"/>	<input type="checkbox"/>	
<input type="checkbox"/> Not Applicable (N/A)	<input type="checkbox"/>	<input type="checkbox"/>	<input type="checkbox"/>	<input type="checkbox"/>	<input type="checkbox"/>	<input type="checkbox"/>	<input checked="" type="checkbox"/>	<input type="checkbox"/>	<input checked="" type="checkbox"/>	<input checked="" type="checkbox"/>	
0%	<b>Percent Fail</b>	0-25%	0%	0%	0-25%	0%	0%	N/A	0%	N/A	N/A

**2022 IFC 1104.16.5.1** Fire escape stairs must be examined every 5 years by a design professional or others acceptable to the Authority Having Jurisdiction and inspection report must be submitted to the AHJ.

**IBC 1001.3.3** All fire escapes shall be examined and/or tested and certified every five years by a design professional or others acceptable who will then submit an affidavit city official.

**ICC 2015 104.7.2** Technical assistance. To determine the acceptability of technologies, processes, products, facilities, materials and uses attending the design, operation or use of a building or premises subject to inspection by the fire code official, the fire code official is authorized to require the owner or agent to provide, without charge to the jurisdiction, a technical opinion and report. The opinion and report shall be prepared by a qualified engineer, specialist, laboratory or fire safety specialty organization acceptable to the fire code official and shall analyze the fire safety properties of the design, operation or use of the building or premises and the facilities and appurtenances situated thereon, to recommend necessary changes. The fire code official is authorized to require design submittals to be prepared by, and bear the stamp of, a registered design professional

# PRE-LOAD TEST INITIAL EVALUATION PASS/FAIL REPORT

**D** 4040 Palm Dr Santa Clara CA  
side

May 08 2025  
Site Inspection Date






# PRE-LOAD TEST INITIAL EVALUATION PASS/FAIL REPORT

**D** 4040 Palm Dr Santa Clara CA  
side

May 08 2025  
Site Inspection Date



# PRE-LOAD TEST INITIAL EVALUATION PASS/FAIL REPORT

May 08 2025  
Site Inspection Date



**D**  
side

## 4040 Palm Dr Santa Clara CA

### Paint Requirements - Surface rust, sealant, and greasing:

- 1) The fire escape system is made of:
- |  |  |   |                                   |                                |                                |  |  |                                  |   |                                |
|--|--|---|-----------------------------------|--------------------------------|--------------------------------|--|--|----------------------------------|---|--------------------------------|
| <input checked="" type="checkbox"/> IRON/STEEL | <input type="checkbox"/> METAL (OTHER) | <input type="checkbox"/> WOOD           | <input type="checkbox"/> MASONRY  | <input type="checkbox"/> GLASS | <input type="checkbox"/> MIXED | <input type="checkbox"/> H. DEPOT LADDER   | <input checked="" type="checkbox"/> PAINTED    | <input type="checkbox"/> STAINED | <input type="checkbox"/> MEMB             |                                |
| <input type="checkbox"/> ALUMINUM              | <input type="checkbox"/> STEEL & WOOD  | <input type="checkbox"/> WOOD/COMPOSITE | <input type="checkbox"/> CONCRETE | <input type="checkbox"/> BRICK | <input type="checkbox"/> TILED | <input type="checkbox"/> NO FE ON THE BLDG | <input checked="" type="checkbox"/> GALVANIZED | <input type="checkbox"/> PRIMED  | <input type="checkbox"/> PRESSURE TREATED | <input type="checkbox"/> OTHER |

2) This Fire Escape System is maintained/painted/stained and/or weatherproofed. **Pass**

Overall Paint PASS. Strong recommendation to paint top of steel framing members, power wash and seal all major joints to prevent water intrusion.

3) The owner is notified, by email or hand delivered, that EPA Lead Paint Rules apply because the FE system was built before 1978. **Pass**

Pass: Overall Paint Pass: EPA rules apply for Lead Paint 1978. Renovator's license not required. Welding not approved as repair method.

### Structural Requirements - internal rust, rebolting, reinforcement and replacement:

4) All welds PASS by visual observation only, unless noted: re-bolted, x ray or load tested are structurally sound having **NO** internal rust jacking, external surface rust and/or material deterioration. **Pass RLT**

Overall the Structural Welds PASS. Pending load test or other evidence of strength otherwise liability disclaimer letter signed by owner.

5) Overall - fire escape system **Pass RLT**  
is structurally sound having **NO** internal rust jacking, external surface rust and/or material deterioration.  
Overall Structural PASS Pending load test as per requirement of the authority having jurisdiction.

6) Footings/Piers **N/A**  
are structurally sound having **NO** internal rust jacking, external surface rust and/or material deterioration - NO heaving or sinking  
Not Applicable

7) Walls of attached fire escape system - by visual observation only on date of evaluation appear to be structurally sound having **NO** material deterioration - NO structural cracks/deterioration, deflection or bulging **Pass RLT**

Overall Structural Walls PASS.

8) Supports into masonry wall **Pass RLT**  
are structurally sound having **NO** material deterioration - NO structural cracks/deterioration, rust jacking, deflection or spalling  
Overall Structural Supports (bracket, thru-bolt, legs) PASS. Pending load test or other evidence of strength otherwise liability disclaimer letter signed by

9) Thru bolts into wood structure or masonry walls **Pass RLT**  
are structurally sound having **NO** material deterioration - NO structural cracks/deterioration, rust jacking, deflection or wood rot  
Overall Structural thru-bolt PASS: Pending load test or other evidence of strength otherwise liability disclaimer letter signed by owner.

10) Platforms, Slats, Grating, Mesh, Cement, Cast Iron, Wood and Angle and or Steel **Pass RLT**  
Frame are structurally sound having **NO** material deterioration - **NO** internal rust jacking or external surface rust or wood rot  
Overall Platforms, Slats, Grating PASS. Pending load test or other evidence of strength otherwise liability disclaimer letter signed by owner.

11) Stair Stringers, Upper & Lower Hanger Clips **Pass RLT**  
are structurally sound having **NO** material deterioration - **NO** internal rust jacking or external surface rust or wood rot  
Overall Stair Stringers PASS. Pending load test or other evidence of strength otherwise liability disclaimer letter signed by owner.

12) Stair Treads: Plate, Slats, Grating & Bolts and/or Welds **Pass RLT**  
are structurally sound having **NO** material deterioration - **NO** internal rust jacking or external surface rust or wood rot  
Overall Structural Treads PASS Pending load test as per requirement of the authority having jurisdiction.

13) Railings - on platforms, stairs & catwalks **Pass RLT**  
are structurally sound having **NO** material deterioration - **NO** internal rust jacking or external surface rust or wood rot  
Overall Railings PASS. Pending load test or other evidence of strength otherwise liability disclaimer letter signed by owner.

14) Fixed Ladders to Roof and/or to Grade & Bolts and/or Welds **Pass RLT**  
are structurally sound having **NO** material deterioration - **NO** internal rust jacking or external surface rust or wood rot or spalling  
Overall Fixed Ladder PASS. Pending load test or other evidence of strength otherwise liability disclaimer letter signed by owner.

15) Balanced Ladders: Bolts and/or Welds, Weight, Release Mechanism and other components **N/A**  
are structurally sound having **NO** material deterioration - **NO** internal rust jacking or external surface rust and are to grade/public way  
Not Applicable

16) Cantilevers: Bolts and/or Welds, Weight Box, Release Mechanism and other components **N/A**  
are structurally sound having **NO** material deterioration - **NO** internal rust jacking or external surface rust and are to grade/public way  
Not Applicable

17) Catwalks & Bolts and/or Welds are structurally sound having **NO** material deterioration - **NO** internal rust jacking or external surface rust and lead to the fire escape and completes to grade **N/A**  
Not Applicable

# PRE-LOAD TEST INITIAL EVALUATION PASS/FAIL REPORT

May 08 2025  
Site Inspection Date



**D** 4040 Palm Dr Santa Clara CA  
side

## Code Requirements - Fabrication, Installation, Modification, and Code Upgrades

- 18) All fabrication, installation and maintenance of fire escape is to code and met industry standards on date of installation. Pass
- 19) There are **NO** pre-existing non-conforming issues requiring AHJ notification for approval. Pass
- 20) All components: doors, windows, window guards, cages and gates are single action requiring no special knowledge, no keys and no obstruction and lead to public way. Pass
- 21) All electrical power is 10 feet or more away from fire escape or covered to code. Pass
- 22) Overall the fire escape is not illuminated due to pre-existing code on date of install. Code
- 23) Overall fire escape system has no interior or exterior obstructions such as a/c units, plants, bikes, trash etc. Pass
- 24) Overall fire escape system has no storage of flammables or code restricted items on, in or Pass
- 25) Do all egress systems allow for clear and legal access to public fairway or dispersal area? Pass

IFC 1104.16.5.1 Fire escape stairs must be examined every 5 years by a design professional or others acceptable to the Authority Having Jurisdiction and inspection report must be submitted to the AHJ. IBC 1001.3.3 All fire escapes shall be examined and/or tested and certified every five years by a design professional or others acceptable who will then submit an affidavit city official. NFPA LIFE SAFETY CODE 101 7.2.8.6.2 The Authority Having Jurisdiction (AHJ) shall approve any fire escape by Load Test or Certification (other evidence of strength). ICC 104.7.2 Technical assistance. The fire code official is authorized to require the owner or agent to provide, without charge to the jurisdiction, a technical opinion and report. The opinion and report shall be prepared by a specialist or a fire safety specialty organization acceptable to the fire code official to analyze the fire escape and appurtenances situated thereon, to recommend necessary changes. The fire code official is authorized to require design submittals to be prepared by, and bear the stamp of, a registered design professional. OSHA 1910.37 Exit routes must be maintained during construction, repairs, alterations or provide alternative egress with equivalent level of safety. (permit issued if egress is certified or with egress scaffolding) All insurance companies: All final certifications to AHJ (load tested or other evidence of strength) must be submitted for acceptance by insurance company.

# PRE-LOAD TEST INITIAL EVALUATION PASS/FAIL REPORT

May 08 2025  
Site Inspection Date

**D** 4040 Palm Dr Santa Clara CA  
side

pg 7



This pre-load test evaluation was requested at this location to confirm that the fire escape system is structurally sound and has been kept painted as is required by code. Certification can be done by load test, other evidence of strength or an opinion affidavit with a disclaimer of liability waiver form.

This masonry historic clock tower has a fire escape system made of painted galvanized steel consisting of platforms, inclined ladder with fixed ladder to grade. This system is pass pending load test and review of the following minor issues:

**Supports:** Heavy gauge steel framing adjoining the building perimeter and the braces supporting the outside edge of the platform are both through bolted to the masonry wall. The tops of these steel framing members have been left unpainted for the majority of the components on both levels. Strongly advise repair and paint to ensure the system is protected from further rusting. Local areas of rust at various connections and surfaces needs routine maintenance.

**Platforms:** Galvanized steel grating welded to steel support members. No issues in the grating itself, but prevalent surface rust at perimeter frame and at the spot welds holding it in place where maintenance is recommended.

**Rails:** Areas of minor surface rust recommended to be scrapped and painted.

## 1. Overall Structural:

Pass

0%



## 2. Overall Paint:

Poor/Fail

0-25%

SEE VIDEO-PHOTO EVALUATION FOR MORE DETAILED INFORMATION.  
\*THIS IS NOT A CONSTRUCTION CONTROL DOCUMENT\*

Overall the paint is a PASS: Recommend to spot paint as needed, power wash and seal all major joints to prevent water intrusion into structural connections. Fire Escapes must be maintained / painted every 5-7 years per manufacturer's recommendation.



## 3. Code:

25%

Our inspector found some code issues related to AHJ (Authority Having Jurisdiction) or PENC (pre-existing non-conforming) requirements for this Fire Escape system:

- (1) Missing Illumination: The fire escape lacks illumination as required by IFC 1008.2, which mandates lighting along the means of egress to ensure visibility during emergency conditions.
- Installation of compliant exterior lighting is recommended.

# PRE-LOAD TEST INITIAL EVALUATION PASS/FAIL REPORT

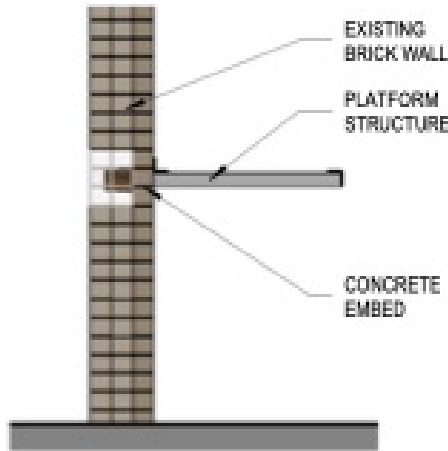

**D** 4040 Palm Dr Santa Clara CA  
side

May 08 2025  
Site Inspection Date


## STRUCTURAL SUPPORT COMPONENTS



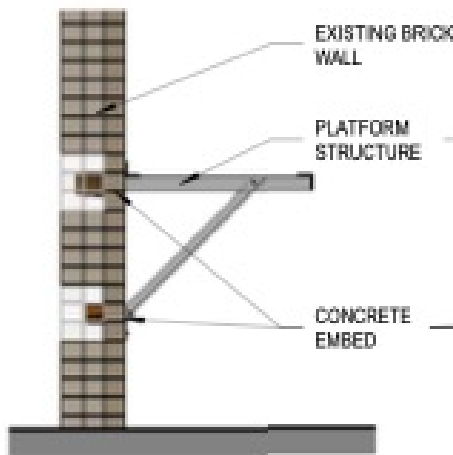
INITIAL EVALUATION  
PASS/FAIL REPORT  
TYPICAL HISTORICAL  
EXISTING CONDITIONS




1 S1-BALC-WITH-BRACKET  
SCALE: 3/8" = 1'-0"



7 S1-3D-EVAL-RENDERING-BALCONY-NO-BRACKET  
SCALE: 1/2" = 1'-0"



3 S2-BALC-WITH-BRACKET  
SCALE: 3/8" = 1'-0"



4 S2-3D-EVAL-RENDERING-BALC-BRACKET  
SCALE: 1/2" = 1'-0"

COPYRIGHT 2023 ALL RIGHTS RESERVED

12/17/2023 11:57:27 AM

## STRUCTURAL SUPPORT COMPONENTS

S1&2

FIRE ESCAPE ENGINEERS | 616 Washington Street, St #3 Lynn, MA 01901 | www.fireescapeengineers.com | 800-649-3333


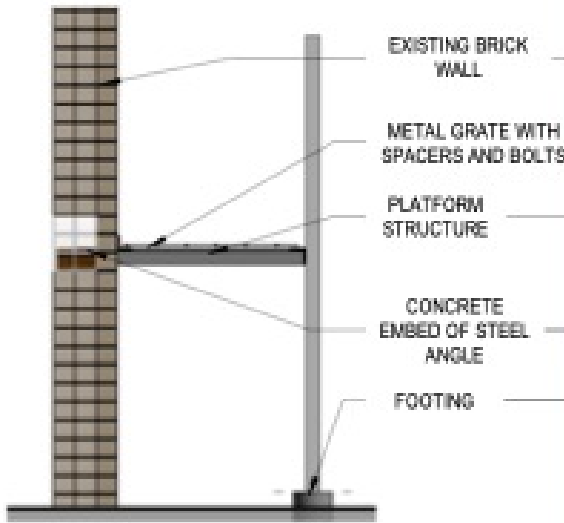

# PRE-LOAD TEST INITIAL EVALUATION PASS/FAIL REPORT

**D** 4040 Palm Dr Santa Clara CA  
side

May 08 2025  
Site Inspection Date

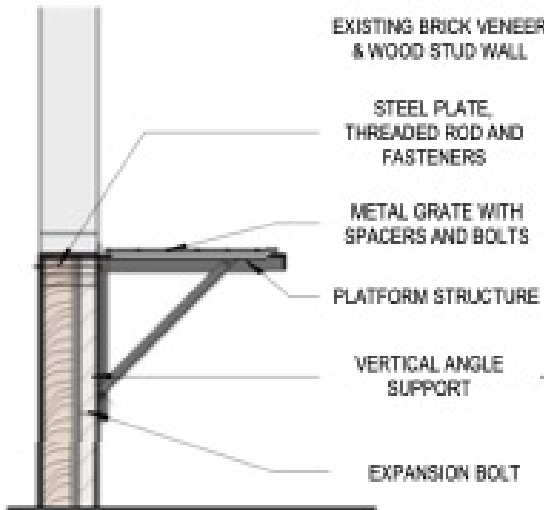


INITIAL EVALUATION  
PASS/FAIL REPORT  
TYPICAL HISTORICAL  
EXISTING CONDITIONS



**1** S3-BALC-WITH-POST-TO-GROUND  
SCALE: 3/8" = 1'-0"

**2** S3-3D-RENDERING-BALCONY POST TO GROUND  
SCALE: 12" = 1'-0"



**3** S4-BALC-WITH-THRU BOLT & PLATE  
SCALE: 3/8" = 1'-0"

**4** S4-3D-EVAL-RENERING-BALC-WITH THRU BOLT  
SCALE: 12" = 1'-0"

COPYRIGHT 2023 ALL RIGHTS RESERVED

12/17/2023 11:57:28 AM

**STRUCTURAL SUPPORT COMPONENTS**

**S3&4**

FIRE ESCAPE ENGINEERS | 616 Washington Street, 51 #3 Lynn, MA 01901 | www.fireescapeengineers.com | 800-649-3333

**PRE-LOAD TEST INITIAL EVALUATION PASS/FAIL REPORT**

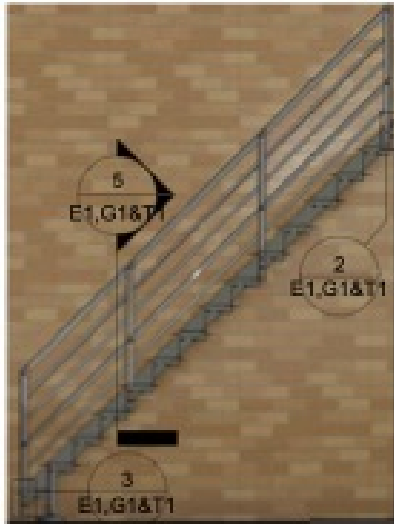
**D** 4040 Palm Dr Santa Clara CA  
side

May 08 2025  
Site Inspection Date

**PLATFORM and STAIRS COMPONENTS**



**INITIAL EVALUATION  
PASS/FAIL REPORT**  
TYPICAL HISTORICAL  
EXISTING CONDITIONS



**1 E1-STAIR TYPICAL**  
SCALE: 1/4" = 1'-0"

**2 E1-TOP**  
SCALE: 3/4" = 1'-0"




**3 E1- BOTTOM**  
SCALE: 3/4" = 1'-0"

**4 E1- 3D-EVAL-RENDERING-STAIR TYPICAL**  
SCALE: 1/2" = 1'-0"

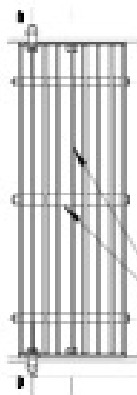


**5 T1- TREAD**  
SCALE: 1" = 1'-0"

CHECKER PLATE TREAD MAKE 24"X24" GRATING COMPONENT. CISD WILL TELL WHETHER ITS A CONCRETE GRATE OF CHECKER PLATE




**7 T2 CHECKER PLATE TREAD - PLAN**  
SCALE: 1" = 1'-0"



**6 T1 HISTORIC TREAD - PLAN**  
SCALE: 1" = 1'-0"

BAR GRATE WITH SPACES AND A THRU BOLT



**10 G1-3D-EVAL-TREAD**  
SCALE: 1/2" = 1'-0"

COPYRIGHT 2023 ALL RIGHTS RESERVED

12/17/2023 11:57:26 AM

**TREAD & GRATING COMPONENTS**

**E1,G1&T1**



# PRE-LOAD TEST INITIAL EVALUATION PASS/FAIL REPORT

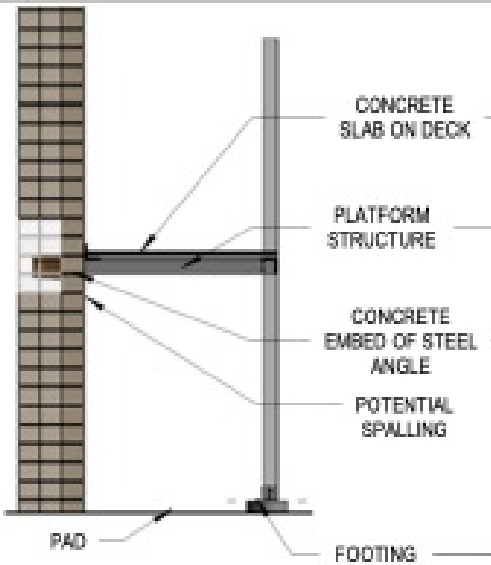
**D** 4040 Palm Dr Santa Clara CA  
side

May 08 2025  
Site Inspection Date

## CEMENT SLAB, FOOTING & PAD COMPONENTS

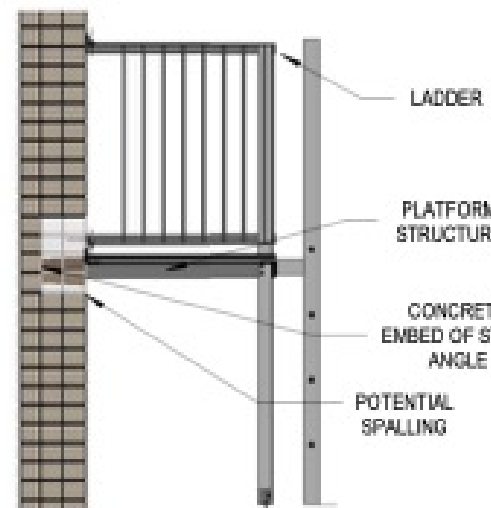


INITIAL EVALUATION  
PASS/FAIL REPORT  
TYPICAL HISTORICAL  
EXISTING CONDITIONS



**1** C2-CEMENT SLAB, FOOTING AND PAD  
SCALE: 3/8" = 1'-0"

**2** C2-3D-EVAL-CONCRETE FOOTING  
SCALE: 12" = 1'-0"



**3** L1-BALCONY AND LADDER  
SCALE: 3/8" = 1'-0"

**4** L1-3D-EVAL-BALCONY & LADDER  
SCALE: 12" = 1'-0"

COPYRIGHT 2023 ALL RIGHTS RESERVED

# PRE-LOAD TEST INITIAL EVALUATION PASS/FAIL REPORT

**D** 4040 Palm Dr Santa Clara CA  
side

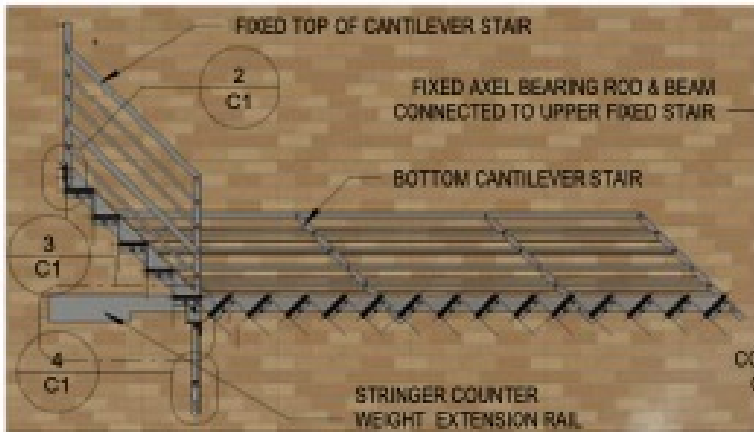

May 08 2025  
Site Inspection Date

## CANTILEVER STAIRS



### INITIAL EVALUATION PASS/FAIL REPORT

TYPICAL HISTORICAL  
EXISTING CONDITIONS



1 C1-STAIR CANTILEVER

SCALE: 1/4" = 1'-0"

6 C1-ENLGD. 3D BEARING ROD

SCALE:



LOWER CANTILEVER  
STAIR RELEASE ROD  
AND PUSH BAR

2 C1-TOP

SCALE: 1/2" = 1'-0"




3 C1-BEARING ROD

SCALE: 1/2" = 1'-0"



4 C1-BRACKET BOTTOM

SCALE: 1/2" = 1'-0"



7 C1-3D-EVAL-RENDERING-STAIR CANTILEVER

SCALE: 1/2" = 1'-0"

COPYRIGHT 2023 ALL RIGHTS RESERVED

12/17/2023 11:57:22 AM

## CANTILEVER STAIRS

C1

FIRE ESCAPE ENGINEERS | 616 Washington Street, St #3 Lynn, MA 01901 | www.fireescapeengineers.com | 800-649-3333

# PRE-LOAD TEST INITIAL EVALUATION PASS/FAIL REPORT

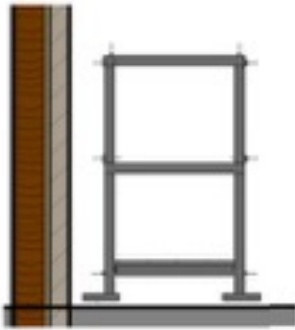
**D** 4040 Palm Dr Santa Clara CA  
side

May 08 2025  
Site Inspection Date

## CATWALK COMPONENTS



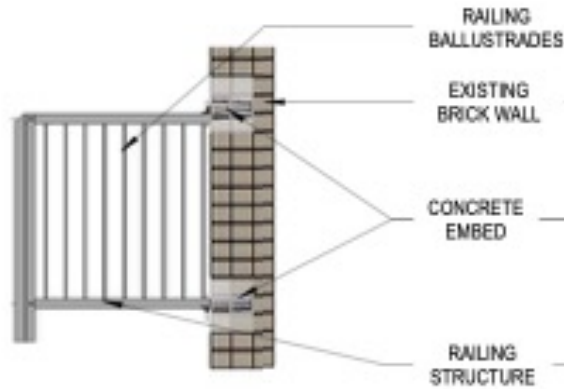
INITIAL EVALUATION  
PASS/FAIL REPORT  
TYPICAL HISTORICAL  
EXISTING CONDITIONS




1 C3-CATWALK AND COMPONENTS  
SCALE: 3/8" = 1'-0"



2 C3-3D-EVAL-RENDERING-CATWALK  
SCALE: 12" = 1'-0"



4 E2-RAIL WITH EMBED  
SCALE: 3/8" = 1'-0"



6 E2-3D-RENDERING-RAILING  
SCALE: 12" = 1'-0"

COPYRIGHT 2023 ALL RIGHTS RESERVED

13

12/17/2023 11:57:24 AM

## CATWALK COMPONENTS

C3&E2

FIRE ESCAPE ENGINEERS | 616 Washington Street, St #3 Lynn, MA 01901 | www.fireescapeengineers.com | 800-649-3333

NOT to be used as a Construction Control Document unless noted and Formal Repair Report attached.

This document expires 30 days from date of delivery to owner/agent via email or mail unless Design Professional or Other are retained for Engineer Oversight in writing.



6000  
Case Number

# PRE-LOAD TEST INITIAL EVALUATION PASS/FAIL REPORT

**D** 4040 Palm Dr Santa Clara CA  
side

May 08 2025  
Site Inspection Date

**4040 Palm Dr**  
Site Address

Steve Weeks  
Owner or Owner Agent

Santa Clara CA 95054  
City State Zip Code

(650) 222-2403  
Phone fax

steve.w.weeks@oracle.com  
email



FE Structural Format

Platforms w/  
Ladders

Location

D

FE Made Of  
Painted Steel  
Iron/Steel

Stories  
2

of FEs on building

1

**Oracle**

Owner or Owner Agent Company

4120 Network Cir  
Mailing Address

Santa Clara CA 95054  
City State Zip Code

(408) 276-0000  
Phone fax

https://www.oracle.com/index.html  
website

**Stephanie Barnes**  
Authority Having Jurisdiction

1675 Lincoln Street  
Address

Santa Clara CA 95050  
City State Zip Code

s.barnes@santaclaraca.gov  
email

408-615-4970  
Phone fax

Violation Number  WRITTEN VIOLATION  VERBAL  N/A

Repair/Paint Vendor or Owner/Agent acceptable by AHJ to repair/paint fire escapes:

Repair Vendor or Agent: Company Name

Repair Vendor or Agent: Contact Name

License Number

Repair Permit Number

This document is  
OR

- a. a Pass/Fail Report (not to be used as a construction control document)
- b. a Fail Report with attached repairs report (with photos/drawings and repairs criteria as required for permit if permit is needed)

**To the best of my Information, Knowledge, Belief and Opinion that the following statements are true and apply regarding this Fire Escape System as of the date of evaluation above.**

Indicate inspection was done by:

- a. a visual walk through of the Fire Escape System all accessible areas only. NO Load Test or destructive testing was performed. Safety hammer testing, scraping, poking, and chipping are all part of visual observation and resulting damage is owner's responsibility to repair or maintain.
- b. an Evaluation of the Fire Escape System from the ground, with or without the use of visual aid, due to NO ACCESS or UNSAFE STRUCTURE WITH LIFE SAFETY ISSUES.

**Fire Escape Passed?** PASSED PENDING LOAD TEST

**Life Safety** Ready for Load Test

- The System is Certified by Load Test done by Engineering/Testing Agency at 100 lbs per sq foot.
- The System is Certified by Other Evidence of Strength (by full restoration or NEW) in lieu of load test.
- The System is Certified by Opinion Affidavit, accepted by AHJ as ready for use with opinion disclaimer of liability.
- Inspection/Evaluation determined the System FAILED. It is NOT structurally sound and/or painted.

IFC 1104.16.5.1 Fire escape stairs must be examined every 5 years by a design professional or others acceptable to the Authority Having Jurisdiction and inspection report must be submitted to the AHJ. IBC 1001.3.3 All fire escapes shall be examined and/or tested and certified every five years by a design professional or others acceptable who will then submit an affidavit city official. NFPA LIFE SAFETY CODE 101 7.2.8.6.2 The Authority Having Jurisdiction (AHJ) shall approve any fire escape by Load Test or Certification (other evidence of strength). ICC 104.7.2 Technical assistance. The fire code official is authorized to require the owner or agent to provide, without charge to the jurisdiction, a technical opinion and report. The opinion and report shall be prepared by a specialist or a fire safety specialty organization acceptable to the fire code official to analyze the fire escape and appurtenances situated thereon, to recommend necessary changes. The fire code official is authorized to require design submittals to be prepared by, and bear the stamp of, a registered design professional. OSHA 1910.37 Exit routes must be maintained during construction, repairs, alterations or provide alternative egress with equivalent level of safety. (permit issued if egress is certified or with egress scaffolding) All insurance companies: All final certifications to AHJ (load tested or other evidence of strength) must be submitted for acceptance by insurance company.

Francisco Meneses  
Design Professional or Other Name

CS-94862  
License Number

Jan/07/26  
License Expires Date

866-649-0333  
Phone

888-895-7507  
fax

May/08/25  
Site Inspection Date

info@firescapeengineers.com  
email

6000  
Case ID

Fire Escape Engineers  
Design Company or Other Company Name

616 Washington St  
Address


Lynn  
City

MA  
State

01901  
Zip Code

X

  
5/8/2025  
peer reviewed by Fire Escape Engineer Francisco Meneses



**PRE-LOAD TEST INITIAL EVALUATION PASS/FAIL REPORT****D** 4040 Palm Dr Santa Clara CA  
sideMay 08 2025  
Site Inspection Date**Responsible Party Assignment as per Code****Fire Escape Inspectors Oversight Options:**

Further information for each option you may have interest in will be sent with a formal proposal upon request. Please reach out after reviewing these options with any questions or concerns. A signature is required with a 35% deposit to initiate any option.

**Project Management Oversight (PMO):** Oversee our network Vendor, or a Vendor of your choice, to do the work necessary to bring your fire escape into compliance and is certified by a final examination (a Load Test may still be required). Technical Repair report written for project. 3 to 5. Visits with a design professional. Zoom meeting to review all repairs and methodology with the chosen vendor is included. Pictures or video supplied by the vendor on a daily basis. unlimited phone calls or Facetime. Includes final certification. Can be a standalone service if you choose your own vendor.

**Vendor Management Oversight:** Oversee our Network Vendor, or a Vendor of your choice (who is a fully experienced fire escape technician), to do the work necessary to bring your fire escape into compliance and is certified by a final examination (a Load Test may still be required). Zoom meeting to review all repairs and methodology with the chosen vendor is included. Pictures or video supplied by the vendor on a daily basis. Unlimited phone calls or Facetime. Includes final certification. Can be a standalone service if you choose your own vendor.

**Load Test:** A stand-alone Load Test can be performed with a Deficiency Report (identifying outstanding distressed conditions not repaired or repaired poorly) if you choose your own vendor for the repair process. A Load Test is performed at 100 lb. per square foot and 200 lb. Lateral force on all railings. Weight used depends on square footage calculated A 5-year certification will be issued for one inspection cycle only.

**Fire Escape Services: Restoration - Repairs - Repainting 4 Option Pricing**

**Emergency Repairs:** According to Fire Escape Services Repair Procedures and industry standards, any components—including bolts, supports, rails, grating, treads, stairs, ladders, and worn metal, identified or not before or after initial evaluation—will be temporarily repaired, reinforced, or replaced as needed to ensure functionality for a one-time use up to 90 days, pending permanent repairs. Additional time may necessitate further inspection or reinforcement. Emergency repair costs will be deducted from permanent work expenses. The full text is in the Emergency Repair Proposal.

**Full Restoration and Full Paint:** Restoration will begin shortly after Emergency Repairs are completed if needed. All major structural connections will be cleaned, primed, sealed, and re-bolted. Any components with more than 25% material in any area will be reinforced or replaced. All Minor connections with internal rust will also be treated in the same manner. All Surface Rust is scraped, primed, sealed with a 50-year paintable silicone, and a full topcoat is applied following EPA Lead guidelines (DTM or Oil Base). After final examination by our Inspector (approved by AHJ) a certification with a 15–25-year structural warranty will be issued. This service will negate any future Load test requirement for up to 25 years with AHJ approval. Includes PMO

**Spot Restoration and Full Paint** All major connections with excessive internal rust will be cleaned, primed, sealed, and re-bolted. Any minor connections with excessive internal rust will be treated the same. Any components with more than 25% material in any area will be reinforced or replaced. There will be an Integrated Load Test and Dynamic Stress Test to components that were not restored. All Surface Rust is scraped, primed, sealed with a 50-year paintable silicone, and a full topcoat is applied following EPA Lead guidelines (DTM or Oil Base). After final examination by our Inspector (approved by AHJ) a certification with a 10-year structural warranty will be issued on only work performed. The cost of the Spot Restoration can be credited towards a Full Restoration within 5 years (price adjusted for inflation and labor rates at that time), some restrictions may apply. Includes Integrated Load Test and Dynamic Stress Test to components. Includes PMO.

**Spot Repair and Spot Paint:** Only distressed, extremely poor welding, and/or broken connections will be repaired as needed. Critical deteriorated material will be reinforced or replaced as needed. The entire system will be certified (for 5-years only) by a Full Load Test and Dynamic Stress Test. A Spot Paint includes scraping and priming: loose or peeling paint, surface rust, and repaired areas. A spot topcoat is applied following EPA Lead guidelines. No warranty is offered. Includes Load Test and Dynamic Stress Test to components. Includes VO.



# PRE-LOAD TEST INITIAL EVALUATION PASS/FAIL REPORT

**D** 4040 Palm Dr Santa Clara CA  
side

May 08 2025  
Site Inspection Date

